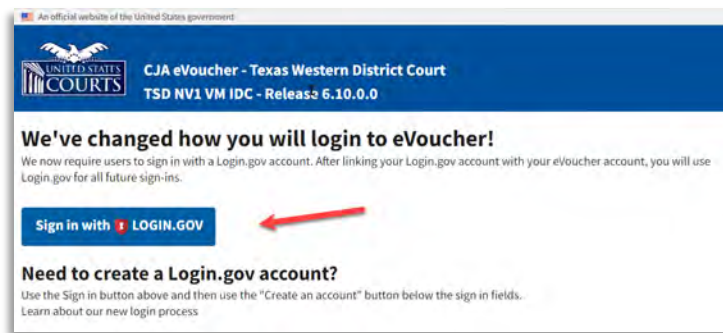


Linking Your eVoucher Account to Your Login.gov Account WITHOUT Your SLP Email Address

If you already have a Login.gov account, you must link it to your eVoucher Single Login Profile (SLP) account to sign in to eVoucher. **Note:** Skip to step 4 if you have already signed in to Login.gov.

Step 1

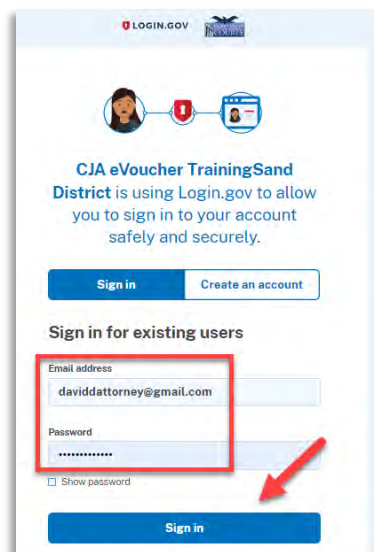
From your court's eVoucher sign in page, click **Sign in with LOGIN.GOV**.



Step 2

You are taken to the Login.gov website, where you can sign in or create an account. If you have not created your Login.gov account, review the Creating a Login.gov Account job aid before continuing.

The website defaults to the sign in view. In the **Email address** field, enter the email address used to create your Login.gov account, and then in the **Password** field, enter your password. Click **Sign in**.



Step 3

In the **One-time code** field, enter the one-time code sent to your device using your chosen authentication method, and then click **Submit**.

Enter your one-time code

We sent a text (SMS) with a one-time code to (***) ***- 5555
This code will expire in 10 minutes.

One-time code
Example: 123456

XXXXXX

Remember this browser

Submit

[Send another code](#)

Step 4

Next, you are asked to connect, or link, your Login.gov account with your eVoucher account. It is recommended that you add a second multi-factor authentication method if you haven't already. To do this, follow the instructions to add the second method, and then click **Agree and continue**.

**Connect your verified information
to CJA eVoucher TrainingSand
District**

CJA eVoucher TrainingSand District needs to know who you are to connect your account. We'll share this information with CJA eVoucher TrainingSand District:

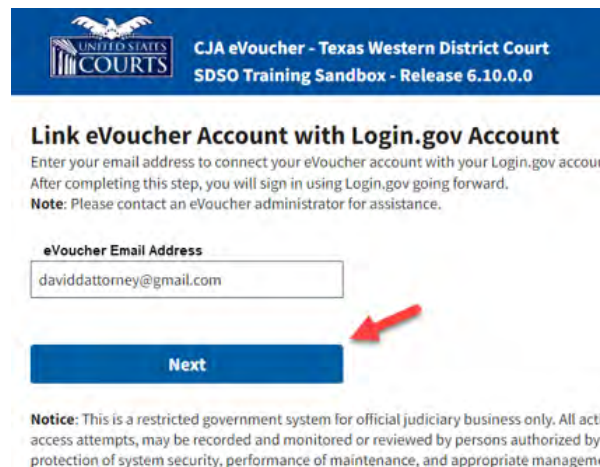
Email address
davidattorney210+f@gmail.com

⚠ Add a second authentication method. You will have to delete your account and start over if you lose your only authentication method.

Agree and continue

Step 5

Login.gov directs you back to your court's eVoucher sign in page. Note that the **eVoucher Email Address** field is now pre-populated with your email address. Click **Next**.



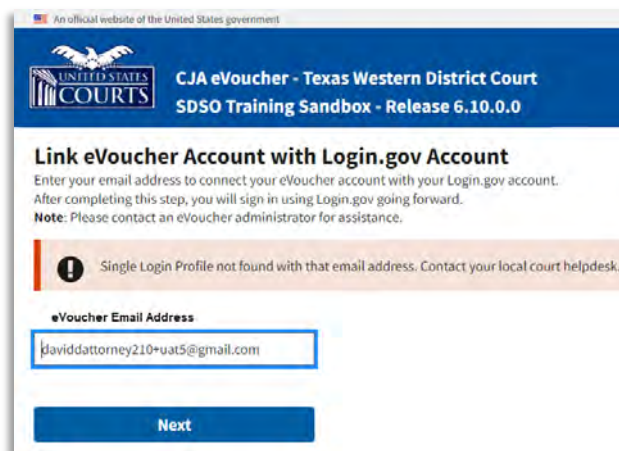
Link eVoucher Account with Login.gov Account
Enter your email address to connect your eVoucher account with your Login.gov account. After completing this step, you will sign in using Login.gov going forward.
Note: Please contact an eVoucher administrator for assistance.

eVoucher Email Address
davidattorney@gmail.com

Next

Notice: This is a restricted government system for official judiciary business only. All access attempts, may be recorded and monitored or reviewed by persons authorized by the protection of system security, performance of maintenance, and appropriate management.

Note: If your Login.gov email address is different than your SLP email address, an error message appears, prompting you to contact your court's help desk. If you do this, your court then sends you an email message with a link that you can click to automatically connect your two accounts.

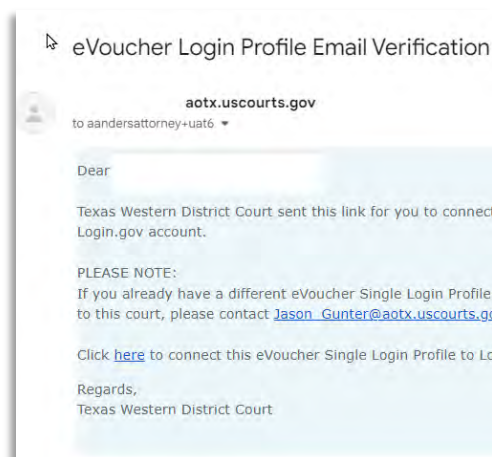


Link eVoucher Account with Login.gov Account
Enter your email address to connect your eVoucher account with your Login.gov account. After completing this step, you will sign in using Login.gov going forward.
Note: Please contact an eVoucher administrator for assistance.

! Single Login Profile not found with that email address. Contact your local court helpdesk.

eVoucher Email Address
davidattorney210+uat5@gmail.com

Next



eVoucher Login Profile Email Verification

aotx.uscourts.gov
to aandersattorney+uat6

Dear

Texas Western District Court sent this link for you to connect Login.gov account.

PLEASE NOTE:
If you already have a different eVoucher Single Login Profile to this court, please contact Jason.Gunter@aotx.uscourts.gov.

Click [here](#) to connect this eVoucher Single Login Profile to Login.gov account.

Regards,
Texas Western District Court

If you had to stop the process and/or close your browser, you are required to sign in to Login.gov again.

Step 6

If your accounts are successfully linked, a success message appears at the top of your eVoucher home page. Continue to use eVoucher normally.

The screenshot shows the top portion of the eVoucher application. At the top, a dark blue header contains the text "CJA eVoucher - Texas Western District Court" and "SDSO Training Sandbox - Release 6.10.0.0" in white, with "(Attorney)" centered below it. A navigation menu in the same dark blue bar includes links for "Home", "Operations", "Reports", "Links", "Help", and "Sign out". Below the navigation bar, a light green banner with a dark green border on the left contains a checkmark icon and the text: "You have successfully connected your eVoucher account to your Login.gov account, which you will use to sign in to eVoucher from now on." Below the banner, there are two horizontal blue lines.


Linking Your eVoucher Account with Your Login.gov Account WITH Your SLP Email Address

If you have signed in to Login.gov and are directed to your court's eVoucher URL to link your accounts, the Login.gov email address automatically appears in the **eVoucher Email Address** field.

Step 1

If desired, you can delete the Login.gov email address and enter your eVoucher email address in this field. Click **Next**.

An official website of the United States government

 **CJA eVoucher - Texas Western District Court**
SDSO Training Sandbox - Release 6.10.0.0

Link eVoucher Account with Login.gov Account

Enter your email address to connect your eVoucher account with your Login.gov account. After completing this step, you will sign in using Login.gov going forward.
Note: Please contact an eVoucher administrator for assistance.

eVoucher Email Address

Next

Note: This is a restricted government system for official judiciary business only. All activity access attempts, may be recorded and monitored or reviewed by persons authorized by the protection of system security, performance of maintenance, and appropriate management

If you are a new user, a message appears prompting you check your email and confirm that you entered the correct email address. Click the link in the email message to automatically link your accounts and return to your eVoucher home page.

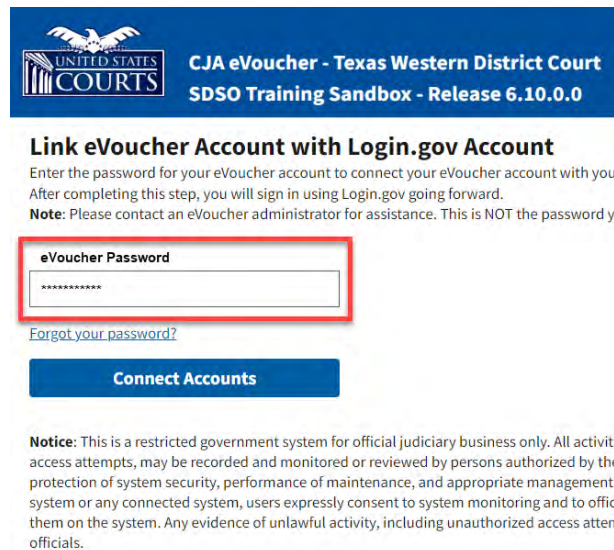
 **CJA eVoucher - Texas Western District Court**
SDSO Training Sandbox - Release 6.10.0.0

i **Check your email**

An email has been sent to davidattorney@firm.com with a link to confirm your email address. Follow the link to continue creating your single login profile.

Step 2

In the **eVoucher Password** field, enter your eVoucher SLP password (the password you normally use to access eVoucher), and then click **Connect Accounts**. If you don't remember your password, click the **Forgot your password?** link and follow the security question prompts. If you enter your password incorrectly six times or fail your security questions three times, your account locks and you must contact your eVoucher administrator.



CJA eVoucher - Texas Western District Court
SDSO Training Sandbox - Release 6.10.0.0

Link eVoucher Account with Login.gov Account

Enter the password for your eVoucher account to connect your eVoucher account with you After completing this step, you will sign in using Login.gov going forward.

Note: Please contact an eVoucher administrator for assistance. This is NOT the password y

eVoucher Password


[Forgot your password?](#)

Connect Accounts

Notice: This is a restricted government system for official judiciary business only. All activiti access attempts, may be recorded and monitored or reviewed by persons authorized by the protection of system security, performance of maintenance, and appropriate management system or any connected system, users expressly consent to system monitoring and to offi them on the system. Any evidence of unlawful activity, including unauthorized access atterr officials.

Step 3

If your Login.gov account is successfully linked to your eVoucher account, a success message appears at the top of your eVoucher home page. Continue to use eVoucher normally.



CJA eVoucher - Texas Western District Court
TSD NV1 VM IDC - Release 6.10.0.0

Andrew Anders (Attorney)

Home Operations Reports Links Accounts Help Sign out

> [Home](#)

✓ You have successfully connected your eVoucher account to your Login.gov account, which you will use to sign into eVoucher from now on.

You have now linked your eVoucher account with your Login.gov account. For all future use, sign in to Login.gov to access eVoucher.